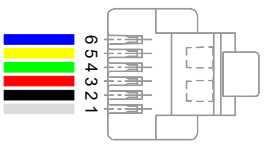
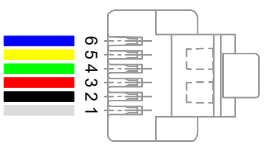


VIEW A-A

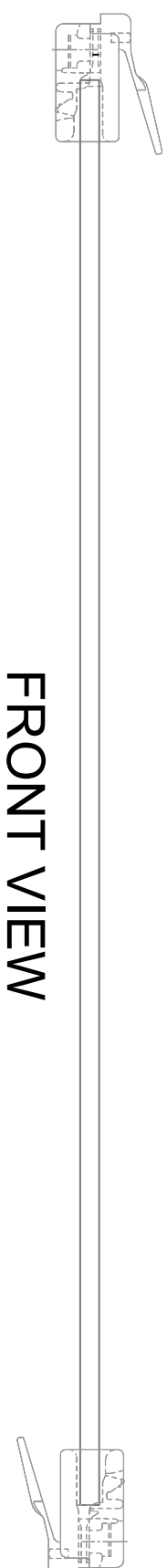


1	WHITE
2	BLACK
3	RED
4	GREEN
5	YELLOW
6	BLUE


VIEW B-B




1	WHITE
2	BLACK
3	RED
4	GREEN
5	YELLOW
6	BLUE



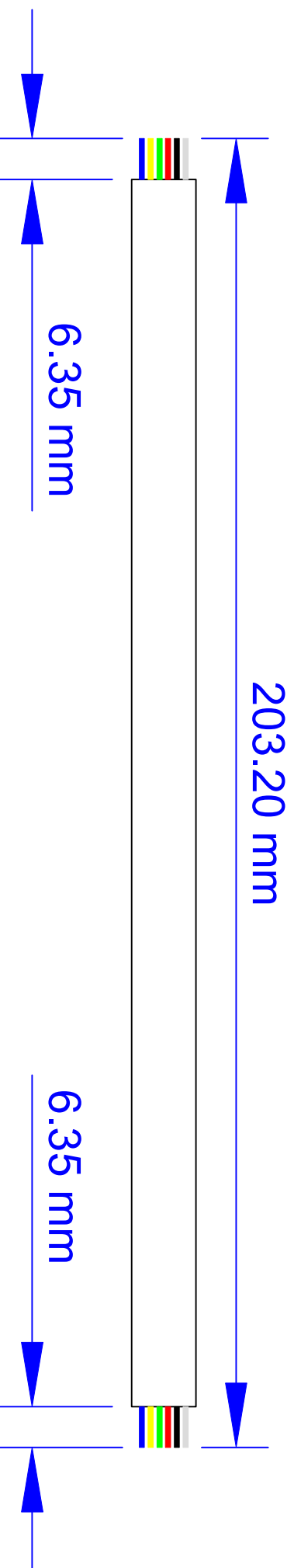
FRONT VIEW



TOP VIEW



BOTTOM VIEW



CABLE MATERIAL - AWM 20251 26AWG 60°C 150V
 CONNECTORS - USOC RJ-12, CABLE MOUNT, CRIMP TERMINATION, 1.5A, 150V, CLEAR

PULSEROLLER
 WEB: WWW.PULSEROLLER.COM
 SUPPORT: SUPPORT@PULSEROLLER.COM
 SALES: SALES@PULSEROLLER.COM

REV.	DATE	DESCRIPTION	<p>THE INFORMATION CONTAINED HEREIN IS CONFIDENTIAL AND IS NOT TO BE DISCLOSED TO ANY OTHER PERSON OR ENTITY WITHOUT THE WRITTEN APPROVAL OF PULSEROLLER. THIS DRAWING IS THE PROPERTY OF PULSEROLLER AND SHALL BE USED ONLY IN CONNECTION WITH AND PERFORMANCE OF THE CONTRACT OF WHICH THIS DRAWING FORMS A PART AND SHALL NOT, WITHOUT PULSEROLLER PRIOR WRITTEN APPROVAL, BE REPRODUCED OR IN ANY OTHER WAY USED IN WHOLE OR IN PART BY OTHERS.</p>
			DATE: 30-JAN-2019
			DESIGNED BY: JPK
			CHECKED BY: DWS
			SCALE: NONE
			SHEET: 1
			TITLE: SE-4 EXTENSION CABLE ASSEMBLY
			PART NUMBER IN-STR-RJ12-015
			FOR: PULSEROLLER STANDARDS
			DWG. NO: IN-STR-RJ12-015
			REV: